

Technical Seminar

MetaMorph Imaging Seminar

Data Acquisition / Analysis of Time-lapse ; it is just Points.

In life science research, it is more important that data acquisition and analysis of a time-lapse data using a microscope and CCD camera and so on. These hardware is important, and the software which manages these also influences progress of research.

At this seminar, we explain even the newest trend, data analysis, and fundamentally point through the software " MetaMorph" .

I am pleased, if you surely participate in this seminar, it maybe can obtain to the research idea and the importance of software.

Date : April 26, 2007 (Thursday)
Place : Conference room, Build A 2 floor
Time : 13:30 – 14:30 PM
Menu :

- *Introduction of MetaMorph software within basically function
- *The newest information of MetaMorph (Version 7.1)
- *A question period

(If you have any question using the microscope and CCD camera, we can correspond individually at Build A 2 floor, C206 after this seminar.)

Lecturer : Specialist, the person in charge of MetaMorph
Language used : English and Japaneses

URL :
<http://www.moleculardevices.com/pages/software/metamorph.html>

Contact ;
Yuzo Yamamoto
Nihon Molecular Devices Corp.
Yuzo.Yamamoto@moldev.com
TEL 06-6399-8211

Research Promotion Division CDB
Taka Hakozaki
hakota@cdb.riken.jp
078-306-3098(Ext.1161)



Are you interested in the data acquisition system with Microscope?

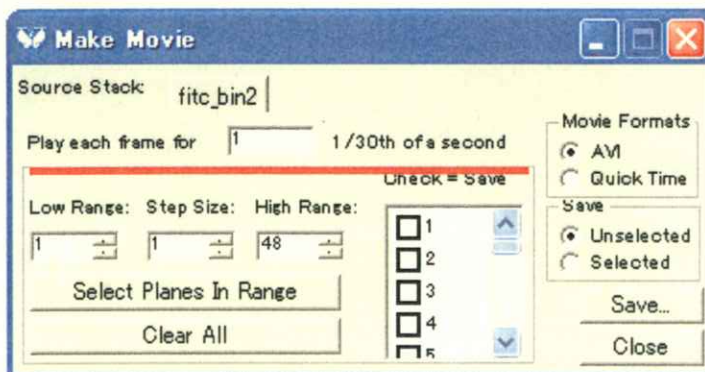
When you have data acquisition / analysis system with a microscope, a CCD camera, and others hardware examined, what kind of thing is expected by Software?

The specification of hardware is very important because of data acquisition. And more, software which controls these is made very important.

I would like to introduce the importance of software – “MetaMorph” concretely as follows.

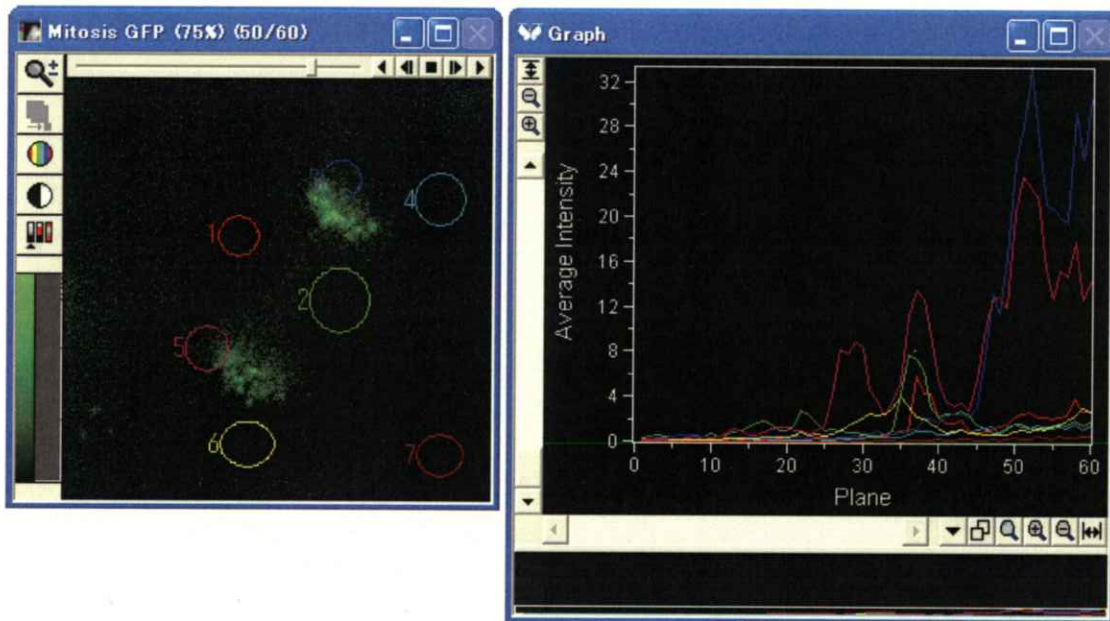
Q. I had made the AVI file from the timelapse data, but reproduction time has become short. Because I have little of Tiff data....

A. When you make movie file from time-lapse data, you can set the reproduction speed by MetaMorph, Make Movie function.



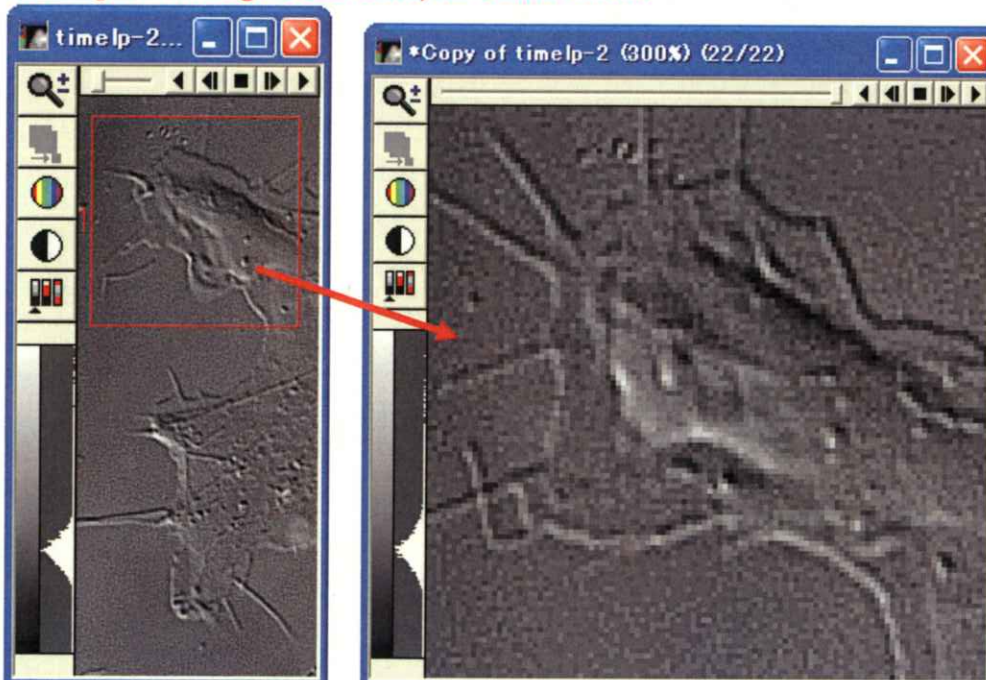
Q. Although I am measuring brightness, I have to set up a ROI for every data, so it is serious work.

A. You can build stack image, which is made each tiff file. Then stack file is easy for measuring the intensity and so on in ROI.



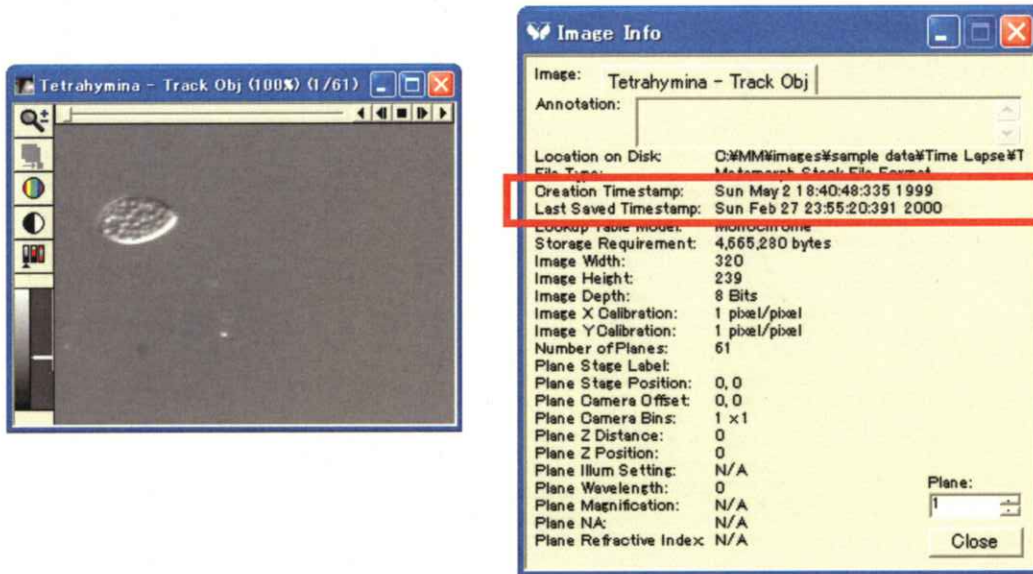
Q. I want to extract only a part of the data, Can it do simply?

A. If you have many data of time-lapse, you can be easy to perform the same processing to all data, as stack data.



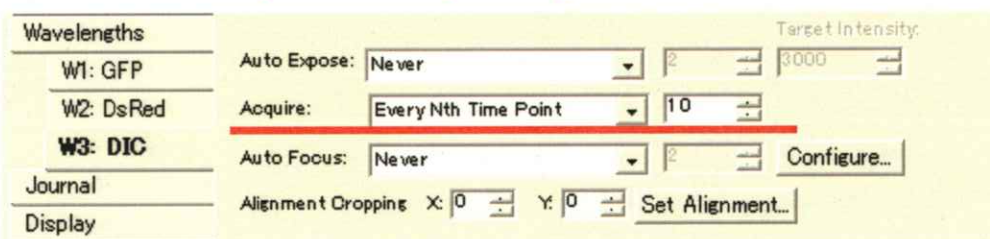
Q. Although I want to stamp time information to the time-lapse data, is the correctness of these time intervals dependent on what?

A. If it is the data acquisition by MetaMorph, the time information at the time of acquisition is automatically written in each acquisition.



Q. Now, I have example GFP only time-lapse, however I want to confirm sample position by DIC image. DIC image is not requested every time point. Is such a setup possible?

A. If you use the function of Multidimensional acquisition, it is so easy. The below setting is DIC image is acquisition in at interval of 10 times.



*This window is a port of Multidimensional acquisition.

It is possible to perform the data acquisition, analysis, processing and the making of presentation's documentation by software – MetaMorph. It is the software which investigated how an experiment would be analyzed smoothly efficiently.